

**Melcombe Regis comparison with Weymouth and Portland.**  
**Violent Crime Analysis**

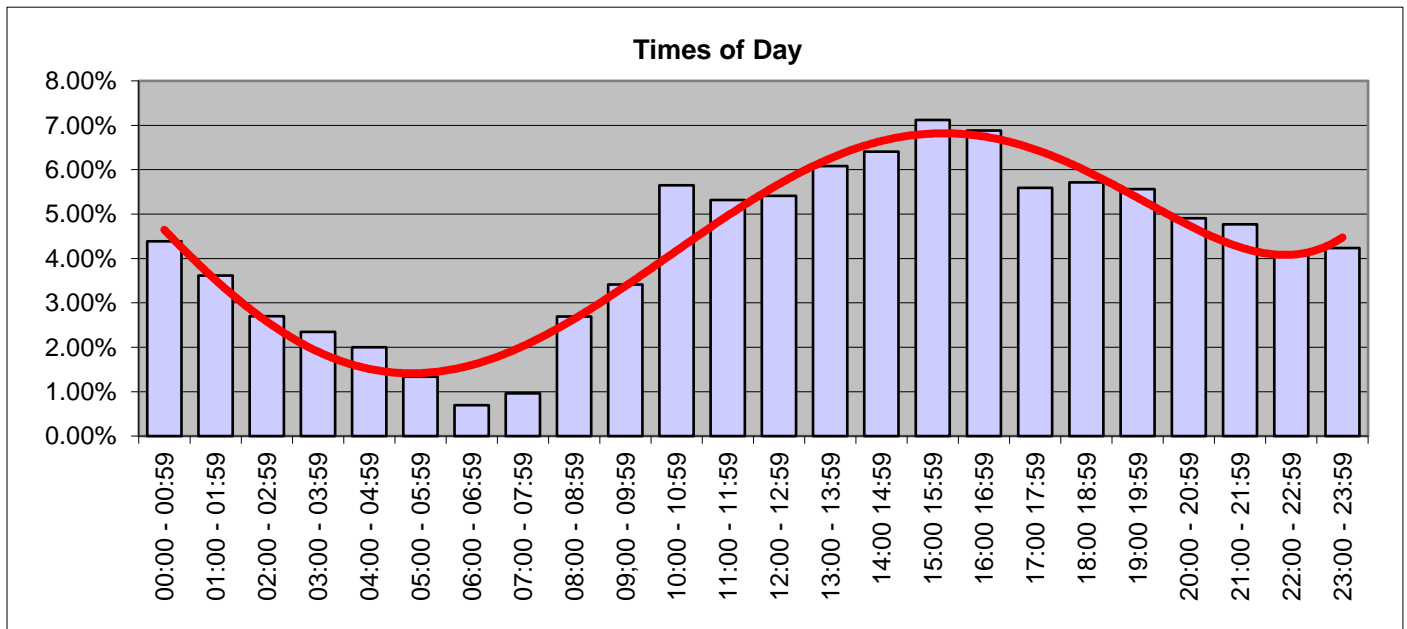
This brief paper has been commissioned with the aim of informing Cumulative Impact Area decisions in relation to the Weymouth night-time economy. The period covered by the data is 1 April 2019 to 31 March 2020. It should be noted that COVID-19 lockdown began on 23 March 2020 and so this will have affected crime rates in the last week of the financial year.

The full data is available in detail at Appendix 1 at the end of this report.

- Melcombe Regis beatcode (DWDA) has contributed 28.5% of total violent crime within Weymouth and Portland during the period 1 April 2019 to 31 March 2020. This includes 25.2% of sexual offences and 28.8% of violence against the person.
- 51.9% of alcohol related violent crimes<sup>1</sup> in Weymouth and Portland over this period were recorded in Melcombe Regis.
- Of the total violent crimes that have been recorded between 1 April 2019 and 31 March 2020, 32.3% within Weymouth and Portland have been flagged as domestic, compared to 26.9% within Melcombe Regis. Overall, Melcombe Regis contributes 23.8% of the domestic flagged violent crime within Weymouth and Portland.
- 53 of the 2,883 total violent crimes within Weymouth and Portland happened within Prisons during 1 April 2019 to 31 March 2020; equating to 1.8% of the total.

An analysis into the time of day and days of week has been completed and the results can be seen below<sup>2</sup>.

**Total Violent Crime within Weymouth and Portland.**



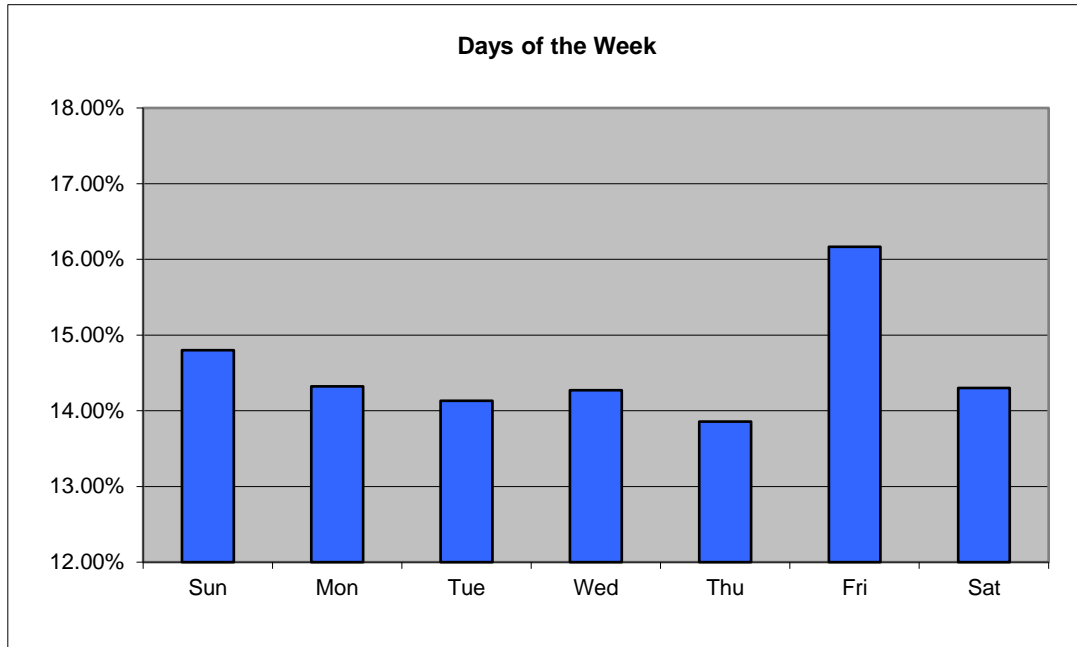
- Within Weymouth and Portland the peak time of day for violent crime falls between 15:00 and 15:59, accounting for just over 7% of the total violent crime recorded in this area. There

<sup>1</sup> Substance use by offender: Affected by alcohol OR affected by drink and drugs

<sup>2</sup> . Please note that the temporal analysis graphs below EXCLUDE a small number of offences reported over the period 1 April 2019 to 31 March 2020 but which were committed many years prior.

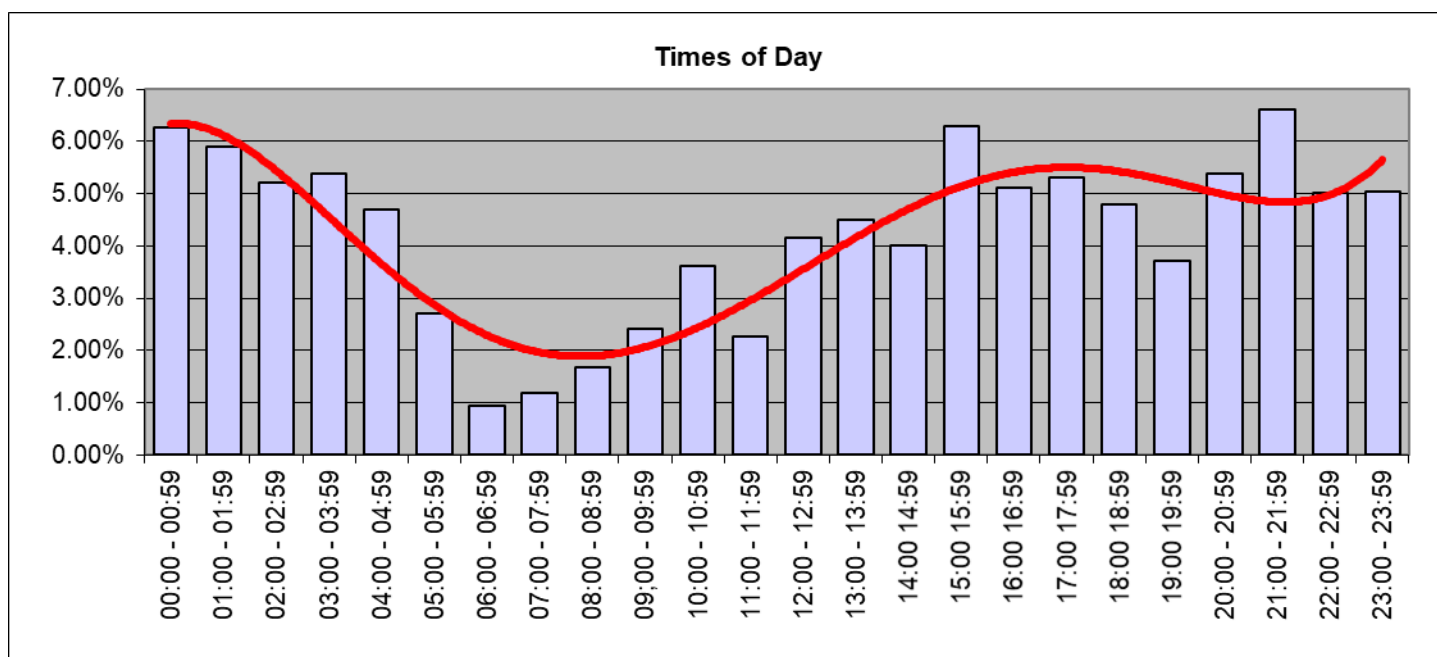
is also a prevalence of violent crimes both the preceding hour between 14:00 and 14:59 and the hour after, between 16:00 and 16:59.

- Whilst there is a slight upturn in the volume of violent crimes recorded overnight between the hours of 23:00 and 00:59, in the main, from 15:00 onwards violent crime levels tend to reduce. Crimes occurring between 23:00 and 00:59 are most prevalent on a Friday and Saturday night.

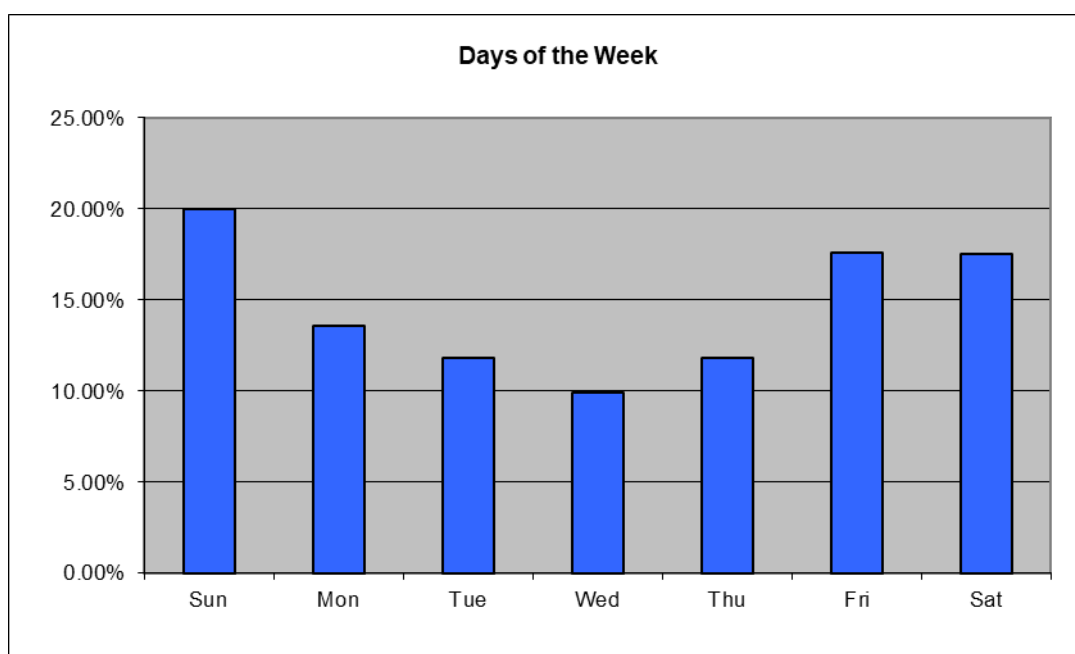


- The peak day of the week for violent crime within Weymouth and Portland is Friday, accounting for just over 16% of the total, followed closely by almost 15% on a Sunday (due to the early morning hours effect) and then just over 14% on a Saturday which is largely in line with the rest of the week.

## Total Violent Crime within Melcombe Regis.



- Within Melcombe Regis, whilst 15:00 to 15:59 is a notable peak for volumes of violent crime as it was within the Weymouth & Portland section as a whole, the hour between 21:00 and 21:59 actually accounts for a slightly higher proportion of violent crime, particularly on a Sunday, Tuesday and Friday. There is also a noticeable difference in the profile of violent crime for the later hours of the day generally; rather than volumes simply reducing as the evening wears on, Melcombe Regis sees a second wave of violent crimes from 22:00 into the early hours of the next morning, suggesting a potential night-time economy influence within this beat area.
- The night-time offending is particularly noticeable in the early hours of a Sunday morning, especially between 01:00 and 04:59. This will be contributing to the fact that in Melcombe Regis, a Sunday accounts for the greatest proportion of violent crime; 20% compared to 18% on a Friday and Saturday and an average of 12% for Monday to Thursday.



## Appendix 1

The data period covered by the figures below concerns 1 April 2019 to 31 March 2020.

<b>VAP categories</b>	<b>Volume - W&amp;P</b>	<b>Volume - DWDA</b>
Assault With Injury	844	299
Common Assault	1044	334
Harassment	367	72
Most Serious Violent Crime	30	8
Violence Without Injury	376	54
<b>Total Violence against the person</b>	<b>2661</b>	<b>767</b>
<b>Sexual Offence categories</b>	<b>Volume - W&amp;P</b>	<b>Volume - DWDA</b>
Other Serious Sexual	5	4
Other Sexual Offence	31	5
Rape Female	70	18
Rape Male	8	1
Sexual Activity Child Under 13	15	1
Sexual Assault Female	79	25
Sexual Assault Male	14	2
<b>Total Sexual offences</b>	<b>222</b>	<b>56</b>
<b>Total Violent Crime</b>	<b>2883</b>	<b>823</b>

	<b>Volume - W&amp;P</b>	<b>Volume - DWDA</b>
<b>Domestic flagged violent crime</b>	930	221
% of total violent crime	32.3%	26.9%

<b>Alcohol flagged violent crime</b>	530	275
% of total violent crime	18.4%	33.4%

<b>Prison violent crime</b>	53	N/A
% of total violent crime	1.80%	N/A