

Corporate Parenting Performance Report

People - Childrens



September 2022 Performance

Produced by Business Intelligence & Performance (People)

Corporate Parenting Board - Performance



Introduction

This purpose of this report is to provide the Corporate Parenting Board with an overview of performance. These indicators are grouped together under the relevant areas. Work will continue with managers to develop targets.

Overview of Performance

The report assesses the performance of available data during or as at the end of the last month, snapshots of this data are taken. Performance is compared with the previous month and whether there has been an improvement or decline in performance. Where appropriate, a target has been set to ensure high performance and drive improvement and there is RAG rating for these indicators. Targets have been set in line with national and statistical neighbour rates/averages and this information is included in the report where it is available and in discussion with Service Managers. Sparkline graphs have been included to illustrate trends.

RAG Rating and Performance Direction




Where a target has been set, indicators are RAG rated using the criteria below:

Green Performance is good and in line with or exceeding target: consistent with the National/Statistical Neighbour average.

Amber Performance is below target; inconsistent with National/Statistical Neighbour average; action is in place with likelihood of improvement.

Red Performance is poor; well below expected levels nationally; improvement is required.

Latest performance is compared with the previous month with arrows indicating direction of performance as follows:

-  improved performance compared with previous month
-  same performance compared with previous month
-  decline in performance compared with previous month

Benchmarking Note:

Good and Outstanding Statistical neighbours for are Shropshire, Wiltshire, East Sussex, Cornwall and Suffolk. The latest available benchmarking data has been included.

Corporate Parenting Data Set (last 6 months)



Measure	Benchmarking 19/20		Current Target	Baseline Dorset March 2020	Apr-22	May-22	Jun-22	Jul-22	Aug-22	Sep-22	Direction of Performance	Status	Trend
	Eng AV	Good + AV											
Profile													
Measure													
Rate of children in care as at end of month													
	67	57.6	60	70	66.3	66.5	67.1	66.2	67.2	67.1	✓	Yellow	
Number of children who became CIC													
			10	21	16	11	11	12	15	11	✓	Yellow	
Number of children who ceased to be CIC													
			13	22	15	16	7	15	6	9	✓	Yellow	
Number of CIC who are UASC at end of month													
					27	35	35	35	38	41			
% of CIC who are UASC													
	5	6.5			6.0	7.8	7.7	7.8	8.4	9.0			
Health													
% of New Children in Care receiving their IHA within 20 days (one month in arrears)													
			95	28	0.0	14.3	50.0	44.4	0.0		✗		
% CIC for 12 months or more with Annual Health Assessment completed on time													
	91	92	90	79	87.9	89.4	90.0	92.3	87.7	85.5	✗	Yellow	
% CIC in care 12 months or more who have had a dental check within 12 months													
	40	30.4	85	78	60.2	61.6	61.6	61.9	56.0	57.2	✓	Red	
% of ALL CIC at end of month with up to date immunisations													
	86	92	88	83	82.2	80.0	81.5	85.5	84.6	83.0	✗	Yellow	
Emotional Wellbeing													
% of children for CIC for at least 12 months age 4-16yrs with completed SDQ assessment													
	80	69	80	61	79.5	82.0	79.8	76.5	76.6	74.3	✗	Yellow	
Average SDQ score for children in care who have been in care for more than 12 months (age 4 to 16)													
	13.7	14.1	15	18.6	15.6	15.4	15.6	15.9	15.8	15.9	✗	Red	
Safety													
% of children in care (at any point in last 6 months) with at least one missing episode in the last 12 months													
	10	9	10	16	14.0	13.0	14.0	14.0	14.0	14.0	⚠	Yellow	
% Children in Care who have had more that 1 episode of Missing													
	6	6.0	6	8.2	9.4	8.8	8.9	9.1	9.5	8.7	✓	Red	
Total No. of allegations made against foster carers in a year (Rolling 12 months)													
	10	11.0		27	19	20	20	19	17	18			

Corporate Parenting Data Set (last 6 months)



	Benchmarking 19/20		Current Target	Baseline Dorset March 2020	Apr-22	May-22	Jun-22	Jul-22	Aug-22	Sep-22	Direction of Performance	Status	Trend
	Eng AV	Good + AV											

Placement

% Children in Care living in foster placement

71.8	73.3			70.0	71.0	71.0	71.0	70.0	70.0	70.0	⚠		
------	------	--	--	------	------	------	------	------	------	------	---	--	--

% of CIC at end of month with 3+ placements in previous 12 months

9	9.4	9	11	9.1	8.9	9.0	9.2	8.6	7.1	7.1	✅	🟢	
---	-----	---	----	-----	-----	-----	-----	-----	-----	-----	---	---	--

% of children in care for 2.5 years or more, aged under 16 who have been in their placement for 2 or more years

70	72.2	70	69	63.6	62.8	63.8	63.2	61.7	62.5	62.5	✅	🔴	
----	------	----	----	------	------	------	------	------	------	------	---	---	--

% Children in Care living in a commissioned placement

48	58		49.0	57.0	57.0	58.0	59.0	59.0	61.0	61.0	❌		
----	----	--	------	------	------	------	------	------	------	------	---	--	--

% CIC placed 20 miles away from home

21	34	35	47	43.2	42.2	39.9	40.0	39.6	39.4	39.4	✅	🟡	
----	----	----	----	------	------	------	------	------	------	------	---	---	--

% CIC placed outside Dorset

42.1	25.6	30	40	42.8	43.1	42.1	42.9	43.3	42.7	42.7	✅	🔴	
------	------	----	----	------	------	------	------	------	------	------	---	---	--

Number of unregulated placements (H5, P2, R1)

		10	47	22.0	23.0	21.0	25.0	31.0	33.0	33.0	❌	🔴	
--	--	----	----	------	------	------	------	------	------	------	---	---	--

Education

% Children in Care with an Education Health and Care Plan

45.2	39.58			34.9	36.9	37.1	36.2	NA	33.4	33.4			
------	-------	--	--	------	------	------	------	----	------	------	--	--	--

% Children in Care achieving expected standards in Key Stage 1

						12.5					Data published September 2023		
--	--	--	--	--	--	------	--	--	--	--	----------------------------------	--	--

% Children in Care achieving expected standards in Key Stage 2 Maths

51	48.6						30.4				Data published September 2023		
----	------	--	--	--	--	--	------	--	--	--	----------------------------------	--	--

% Children in Care achieving expected standards in Key Stage 2 Writing

50	46.3						13.0				Data published September 2023		
----	------	--	--	--	--	--	------	--	--	--	----------------------------------	--	--

% Children in Care achieving expected standards in Key Stage 2 Reading

49	46.9		51.0				26.1				Data published September 2023		
----	------	--	------	--	--	--	------	--	--	--	----------------------------------	--	--

Average Attainment 8 score for Children in Care

17.7	19.08										Data published March 2023	Data published March 2024	
------	-------	--	--	--	--	--	--	--	--	--	------------------------------	------------------------------	--

Average progress 8 score for Children in Care

1.23	1.42										Data published March 2023	Data published March 2024	
------	------	--	--	--	--	--	--	--	--	--	------------------------------	------------------------------	--

% of children with a PEP within 20 days of coming into care

		100		100	NA	NA	100	NA	NA	NA			
--	--	-----	--	-----	----	----	-----	----	----	----	--	--	--

% all Children in Care Unauthorised absence

		1		3.05	3.15	2.68	2.85	NA	3.45	3.45	❌	🔴	
--	--	---	--	------	------	------	------	----	------	------	---	---	--

Corporate Parenting Data Set (last 6 months)



	Benchmarking 19/20		Current Target	Baseline Dorset March 2020	Apr-22	May-22	Jun-22	Jul-22	Aug-22	Sep-22	Direction of Performance	Status	Trend
	Eng AV	Good + AV											
Education													
Average Attendance % for Children in Care of school age													
			95		90.1	89.5	88.8	88.7	NA	90.2	✓	Yellow	
% Children in Care (school age) who have had at least one suspension in the current academic year													
					12.5	13.9	15.3	18.2	NA	3.0	✗	Yellow	
% all Children in Care on reduced timetable													
			2		2.5	1.8	1.8	2.5	NA	1.7	✗	Yellow	
Permanence													
% of CIC for 4 months or more with a completed permanence plan													
			90	73	97.5	96.2	96.0	93.6	91.6	90.0	✗	Yellow	
% Children who have achieved Permanence													
					41.7	43.6	40.4	40.1	38.7	38.9		Yellow	
% Children Achieved Permanence SGO													
14	14.0	15	8.6	15.0	19.0	15.0	16.0	17.0	17.0	11.0	✗	Red	
% Children Achieved Permanence Adoption													
10	12.4	12	9.0	5.0	7.0	9.0	14.0	17.0	17.0	18.0	✓	Green	
Sufficiency													
Number of Foster carers at end of month													
			215	206	194	189	191	190	189	191	✓	Red	
Number of new households recruited – Mainstream													
				26	3	2	0	0	1	1	!	Yellow	
Number of new households recruited – Connected Person													
				45	0	3	0	1	5	6	✓	Yellow	
Number of new households recruited – Temporary													
					2	1	4	2	0	0	!	Yellow	
Number of households de-registered – exclude connected carers													
			2	12	3	4	3	3	2	2	!	Green	
Number of households resigned													
				15	3	0	1	2	5	6	✗	Yellow	
Number of applicants undergoing assessment (Foster Carers)													
					12	12	12	9	8	10	✓	Yellow	
Number of allegations made against foster carers that were substantiated													
			14	0	0	0	0	0	0	1		Yellow	

Corporate Parenting Data Set (last 6 months)



	Benchmarking 19/20		Current Target	Baseline Dorset March 2020	Apr-22	May-22	Jun-22	Jul-22	Aug-22	Sep-22	Direction of Performance	Status	Trend
	Eng AV	Good + AV											

Adoption

Number of adoptions finalised in month				16	0	9	0	3	1	2	✓		
Number of children living in adoptive placements pending adoption orders					20	13	14	15	14	14	!		
Number of children with a match identified					0	0	1	2	1	3	✓		
Number of children where family finding is ongoing					15	14	18	15	15	13	✓		
Numbers of Adoption placement order revocations over last 12 months				2	3	4	4	4	4	5	✗		
Average number of days between entering care and moving in with adoptive family for adopted children (adjusted for foster carer adoptions)			342	376	423	406	412	476	476	414	✓		
The average number of days from the date of the placement order to the date the child was matched to prospective adopters			121	178	137	133	136	158	158	151	✓		
Number of adoptive families recruited				60	6	1	3	2	0	1	✓		
Number of adoptive Families in assessment					44	48	32	32	32	30	✗		

Care Leavers

% Care Leavers with an up to date pathway plan at end of month			95	66.5	82	83	84	84	75	73	✗		
% Care Leavers who are living in suitable accommodation (19-21 yrs)	88	89.8	96	88	93	95	96	96	98	98	!		
% Care Leavers who are in Employment Education or Training (19-21yrs)	52	55	60	48	52	54	57	56	57	57	!		
% Care Leavers who are in touch with Dorset Local Authority (19-21yrs)	91	92.2	93	92	98	98	98	98	98	99	✓		
Number of Health passports due within the month (2 months in arrears)					4	8	8	3	3				
Number of health passports completed (2 months in arrears)					4	8	8	3	3				

Corporate Parenting Data Set

People - Childrens

Produced by Business Intelligence & Performance (People)

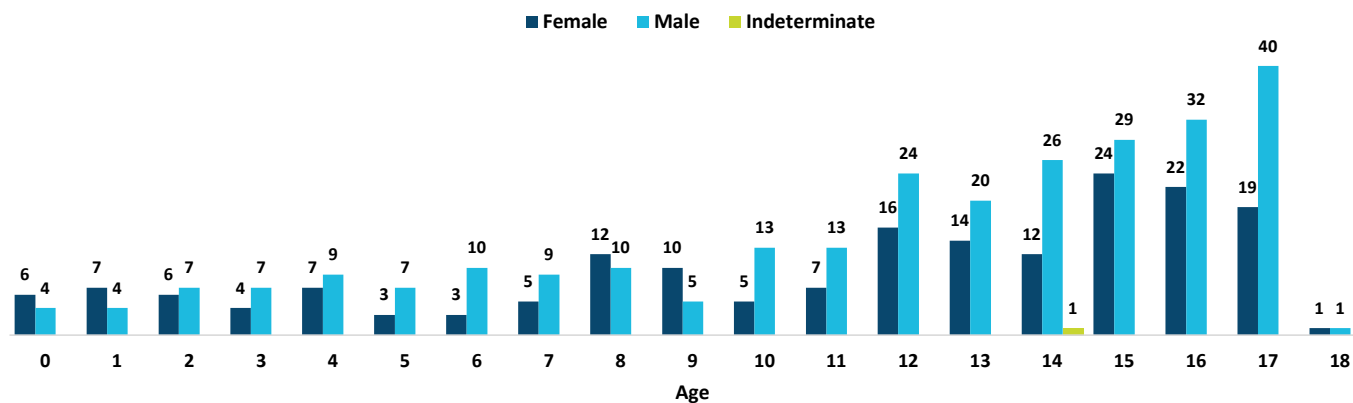
Number of Children In Care at 30th September 2022:

454

Number of Care Leavers at 30th September 2022:

287

Children In Care by Age & Gender at 30th September 2022



Comments:

Dorset Council has seen a slight decrease from previous months in the total number of children in care. Dorset Council remains a committed partner of the National Transfer scheme for unaccompanied asylum-seeking children. The overall percentage of children in our care under this scheme has grown from 2.8% in January to 9% in September 2022 of our total children in care population. We have strong operational processes insuring any child entering Dorset Councils care need care, with processes in place to ensure they achieve permanence in a timely manner. There will be an increase in the overall number of care leavers in the medium term as our 17-year-old young people turn 18 and transition into the care leaver service. We continue to have a monthly multiagency transitions group to support transitions into post 18 support for our young people.

■ C1 Interim Care Order

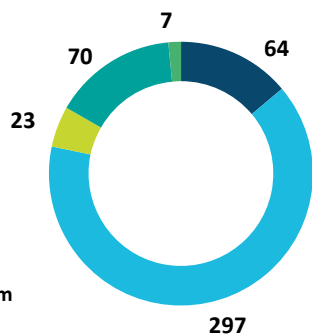
■ C2 Full Care Order

■ E1 Placement Order Granted

■ V2 Single Period of Accom Under Section 20

■ V4 Accommodated under an agreed series of short-term breaks, when agreements are recorded

Legal Status at 30th September 2022



Duration in Care at 30th September 2022

■ 0-3 months

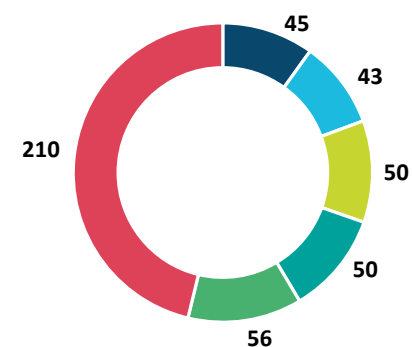
■ 4-6 months

■ 7-12 months

■ 13-24 months

■ 25-36 months

■ 37+ months

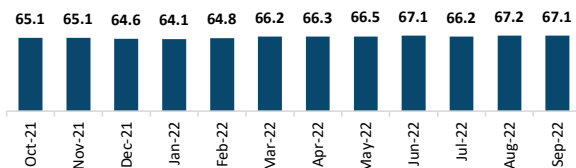


Corporate Parenting Data Set

People - Childrens

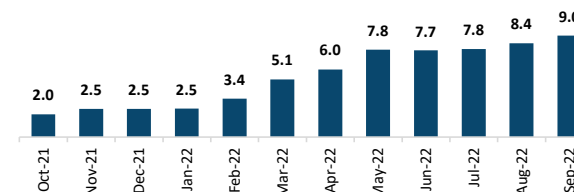
Produced by Business Intelligence & Performance (People)

Rate of Children In Care per 10,000



■ England Av 20/21 67 per 10k
■ Dorset 20/21 66 per 10k
■ Good+ SN Av 20/21 58 per 10k

% of Children In Care who are UASC

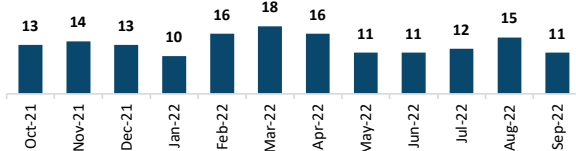


Comments:

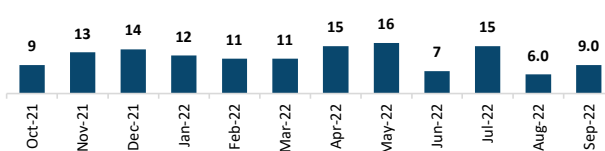
Our rate of children in care per 10,000 has steadily increased since January 2022. Dorset Council is part of the National Transfer scheme for unaccompanied asylum-seeking children. We have seen an increase in children coming into our care in this way in 2022 which has increased our overall child in care number. There has also been an increase from 0.7% to 1% of the children in care population which will further elevate our children in care number per 10,000

We are committed to continuing to work towards achieving a similar rate per 10,000 as Good+ Statistical neighbours. Considerable efforts continue to be made to only have children come into our care when appropriate to do so and they achieve permanence without drift or delay.

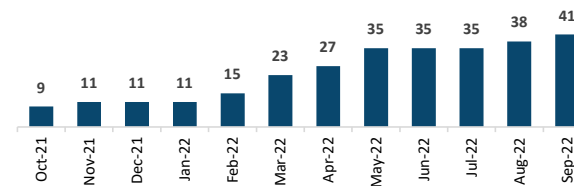
Number of Children who have come into Care



Number of Children who ceased to be in Care



Number of CIC who are UASC at end of month

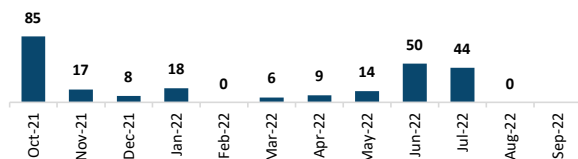


Corporate Parenting Data Set

People - Childrens

Produced by Business Intelligence & Performance (People)

% of New CIC receiving their IHA within 20 days

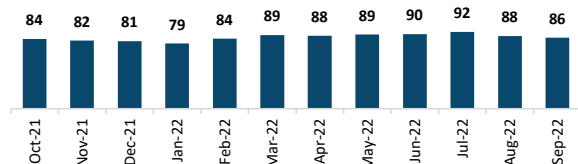


Comments: % of New Children in Care (CIC) receiving their Initial Health Assessment (IHA) monthly data is reported 1 month after the month is due, this is to allow for the data to fall into the month due, i.e. a child accommodated on 31 December would not be calculated until 26 January. Data is from our Mosaic system. Benchmarking data is currently not available.

We continue to monitor our children in gaining consents within 5 working days of the young person coming into care and their Initial health assessment being completed in 20 working days. In August

We continue to work closely with our health colleagues to address any issues in real-time with all professionals involved fully committed to improving performance. All escalations are done on a weekly basis to the Designated Nurse for CIC and Care Experienced Young People.

% CIC Annual Health Assessment completed on time

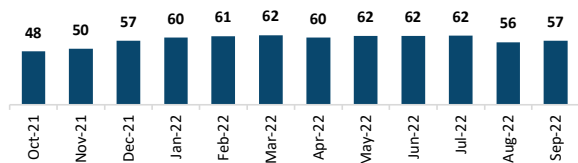


England Av 20/21	91 %
Dorset 20/21	81 %
Good+ SN Av 20/21	92 %

Comments:

Figures shown on the graph are for children in care for 12 months or more, the percentage having their Annual Review Health Assessment (RHA) completed on time. It should be noted that our measures are different from the CCQ who measure % of children in each month who have had their review health assessment as opposed to our measure. Review Health Assessments out of area response is determined by out of area health team capacity.

% CIC who have had a dental check within 12 months

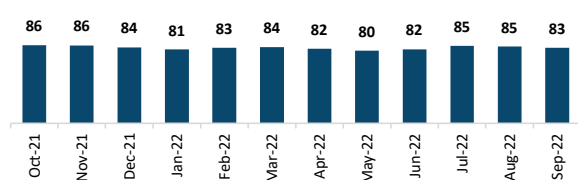


England Av 20/21	40 %
Dorset 20/21	23 %
Good+ SN Av 20/21	30 %

Comments:

Figures shown on the graph are for children in care (CIC) for 12 months + and whether they have had a dental check within the last 12 months. Our performance in children accessing annule dental review has now plateaued for the past 3 months. Our children remain seen as a priority vulnerable group in the South West. Performance in this regard remains a national issue.

% CIC at month end with up to date immunisations



England Av 20/21	86 %
Dorset 20/21	84 %
Good+ SN Av 20/21	92 %

Comments:

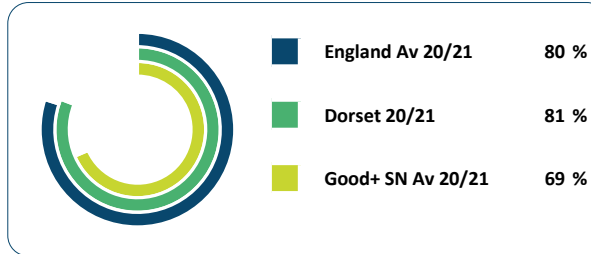
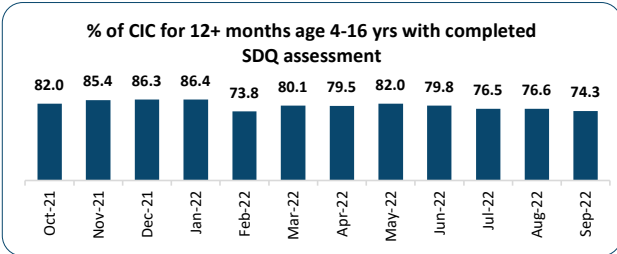
Figures shown on the graph are for the percentage of children in care at end of month with up to date immunisations. Dorset Health data shows Immunisations for Children in care are up to date with the UK Immunisation schedule for the month of those due a Review Health Assessment in the month.

Corporate Parenting Data Set

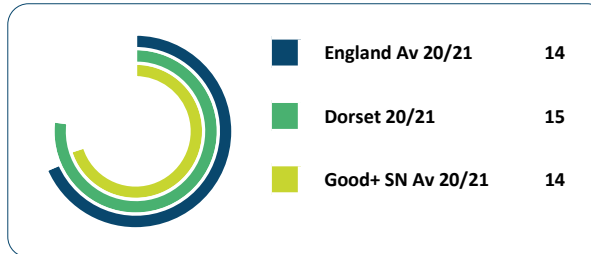
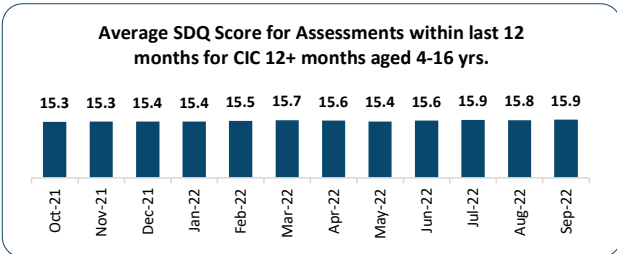
People - Childrens

Produced by Business Intelligence & Performance (People)

EMOTIONAL WELLBEING



Comments:
We continue to remain focused on this as a priority for Children Services. We have seen a reduction in completion of the Strengths and Difficulties questionnaire since June 2022. We are monitoring and tracking on a child level basis these scores and what that means for our children.



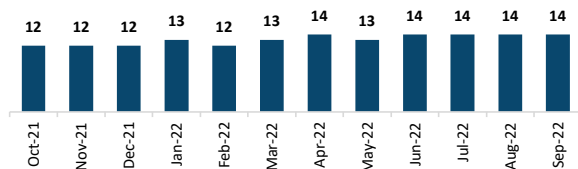
Comments:
Dorset's average score has increased in September. A score below 14 is best. The average score for those completed falls in the slightly raised banding. This may be in part due to a focus on our children in care that professionals have concerns with.

Corporate Parenting Data Set

People - Childrens

Produced by Business Intelligence & Performance (People)

% CIC who have had a Missing Episode

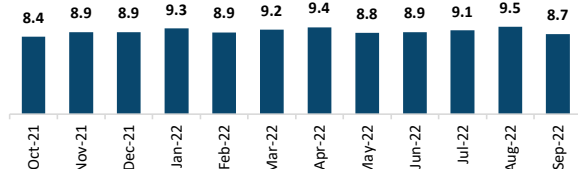


England Av 20/21	10 %
Dorset 20/21	10 %
Good+ SN Av 20/21	9 %

Comments:

The % of our children in care who have had a missing episode in September remained stable, however this figure is still too high and further work is required to reduce this %. The Daily Missing Meeting continues and we are also introducing a weekly meeting chaired by a member of the Children's Advice & Duty Service team (who chair the daily meetings), whereby those young people who have increased vulnerability/risks, such as repeat missing episodes and our CIC will be discussed at these meetings, to inform care and support planning.

% CIC with >1 Missing Episode

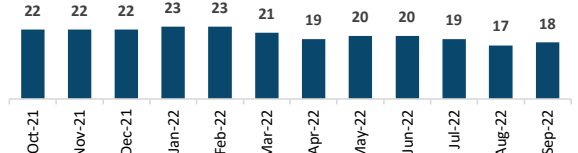


England Av 20/21	6.5 %
Dorset 20/21	5.5 %
Good+ SN Av 20/21	5.8 %

Comments:

The percentage of our children with more than one missing episode has remained high, whilst we saw slight reductions across May, June and September. The introduction of the weekly missing meeting will inform care and support plans and aim to reduce missing episodes and any identified risks.

Number of allegations made against foster carers in a year (Rolling 12 months)

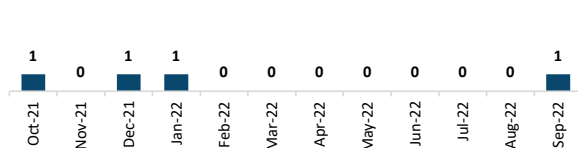


England Av 20/21	10
Dorset 20/21	15
Good+ SN Av 20/21	11

Comments:

In September there was only one allegation made against a foster carer. Please see below.

Number of allegations made against foster carers that were substantiated per month



12 month Dorset Total 20/21 4

Comments:

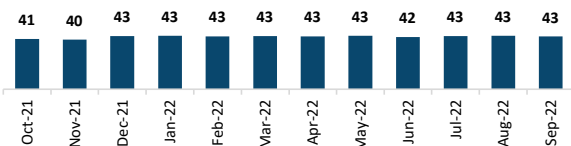
There has been 1 allegations substantiated against a foster carer in the last 8 months. The young person involved is no longer with the carers and whilst one foster carer resigned the other carer did not meaning that the case will be presented to panel. The allegations concerned inappropriate physical intervention.

Corporate Parenting Data Set

People - Childrens

Produced by Business Intelligence & Performance (People)

% CIC Living Outside Dorset Council Area

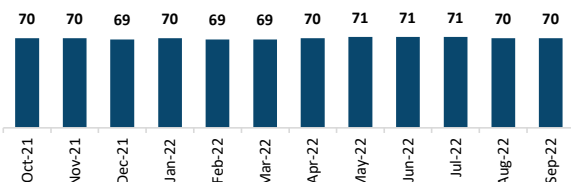


England Av 20/21	42 %
Dorset 20/21	42 %
Good+ SN Av 20/21	26 %

Comments:

We continue to have too many children placed out of their local area. We continue to review permanence plans for these children. Just over two thirds have been in their placement for more than a year. A proportion of these children are placed in connected persons placement which are placement falling outside of the Dorset Council locality.

Children in Care Living in Foster Placement

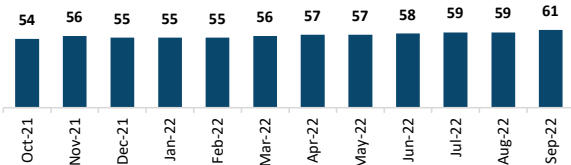


England Av 20/21	71 %
Dorset 20/21	72 %
Good+ SN Av 20/21	74 %

Comments:

The majority of our children continue to live in a family home. Figures are taken from ChAT.

CIC Living in a Commissioned Placement



England Av 20/21	48 %
Dorset 20/21	54 %
Good+ SN Av 20/21	58 %

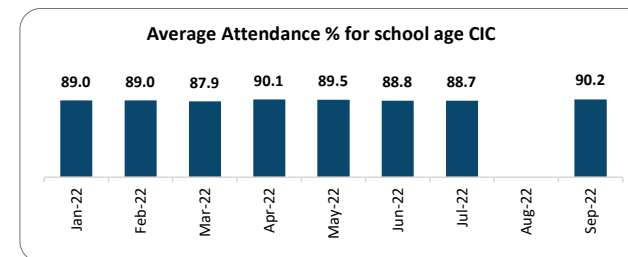
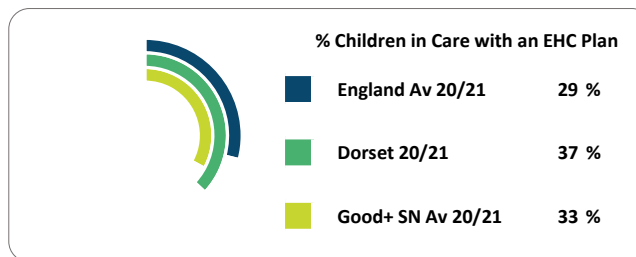
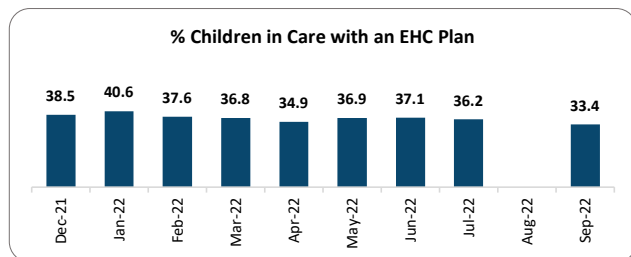
Comments:

Figures are taken from ChAT and include children in care as at the end of each month. Includes all placements that are not in Dorset provision.

Corporate Parenting Data Set

People - Childrens

Produced by Business Intelligence & Performance (People)



	Apr-22	May-22	Jun-22	Jul-22	Aug-22	Sep-22
Children with a PEP within 20 days of coming into care (%) - Termly	100	NA	NA	100	NA	NA
Children in Care Unauthorised absence (%)	3.1	3.2	2.7	2.9	NA	3.5
CIC (school age) who have had at least one suspension in the current academic year (%)*	12.5	13.9	15.3	18.2	NA	3.0
Children in Care on reduced timetable (%)	2.5	1.8	1.8	2.5	NA	1.7

* Measure amended in April 2022 to reflect the cumulative number and percentage of all CIC who receive a suspension during the academic year.

Comments:	Dorset 21/22	England Av 18/19	Dorset 18/19	Good+ SN Av 18/19	Good+ SN 18/19 Range	
County and National data is not available for 2021 year due to Covid-19 pandemic. The use of these indicators, for accountability, is suspended. Dorset Council continues to support our schools to provide the best education for all. National data for 2021/22 has not yet been published.	CIC achieving expected standards in KS2 Maths (%)	30.4	51.0	57.0	48.6	35 - 46
	CIC achieving expected standards in KS2 Writing (%)	13.0	50.0	43.0	46.3	32 - 42
	CIC achieving expected standards in KS2 Reading (%)	26.1	49.0	43.0	46.9	25 - 37
	Average Attainment 8 score for Children in Care	No data	19.2	14.4	15.4	14.9 - 17.8
	Average progress 8 score for Children in Care	No data	-1.2	-1.0	-1.4	- 0.93 - -1.33

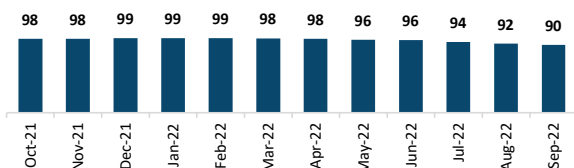
Comments:
 Academic outcomes for our children are very positive and have improved across all key stages compared to 2020/21 apart from reading progress at Key Stage 1 and 2. Progress at primary age in writing and Maths has improved in 2021 – 22 compared to the previous year, with reading dipping back. At KS2, (year 6), there were 23 children on roll. Fourteen of these children have either an EHCP or SEN need with five children in specialist provision. Children in year 6 are performing well for spelling, punctuation and grammar but at a lower level for their reading and writing levels. Attendance stands at 90.2% for September. All year groups have above 90% attendance for this year except for year 2 (86.6%), year 10 (83.0%) and year 11 (73.7%). Children are monitored through the CIC Inclusion board and pupil progress meetings to improve absence. The remaining children with unauthorised absences are being challenged by the specialist teacher in the Virtual School to check that accurate recording is in place. Children on reduced timetables have reduced in September to 1.7% of our children. This accounts for four children who are currently on reduced timetables. One child is new into care and has increased their hours in school in the Autumn term with plans to increase during the term.

Corporate Parenting Data Set

People - Childrens

Produced by Business Intelligence & Performance (People)

% Children with a Permanence Plan

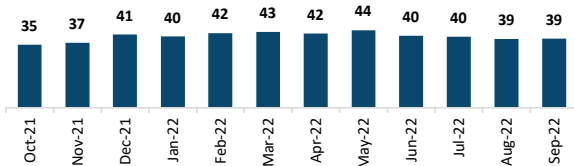


Comments:

This continues to be a consistent picture for Dorset Children with month-on-month seeing consistent performance. There has been a reduction of 2 % from the previous month which continues to be closely monitored by operational and senior managers.

We have processes in place and a data dashboard to track permanence and we continue to monitor and track our children’s permanence option and timeliness of achieving permanence. A monthly permanence report is also shared with senior managers and operational staff. There continues to be growing scrutiny from our Quality Assurance and Reviewing Officers to ensure further oversight of timeliness and quality of permanence plans. Figures are taken from Mosaic for children in care for 4 months or more at the end of each month

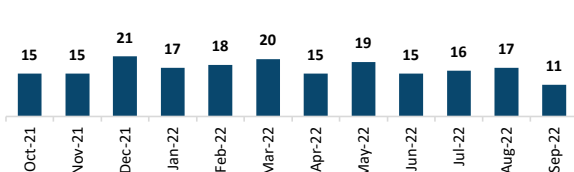
% Children who have achieved Permanence



Comments:

We remain committed to ensuring our children are achieving permanence in a timely way. This performance has plateaued around 40%. To refocus operational staff in achieving permanence for children in care. Monthly meetings are now chaired by operational service managers to ensure oversight of the children who have not achieved permanence. This enables clear timescales to be set for individual children. It should be noted that the number of children in care have increased which may reduce the achieving permanence percentage.

% Children Achieved Permanence: SGO



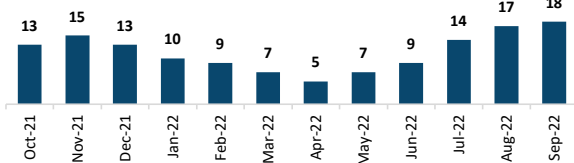
- England Av 20/21 14 %
- Dorset 20/21 12 %
- Good+ SN Av 20/21 14 %

Comments:

Figures are taken from ChAT and include children who left care in the last 6 months.

We continue to look at all options for securing permanence for our children whilst in our care.

% Children Achieved Permanence: Adoption



- England Av 20/21 10 %
- Dorset 20/21 14 %
- Good+ SN Av 20/21 12 %

Comments:

Figures are taken from ChAT and include children who left care in the last 6 months.

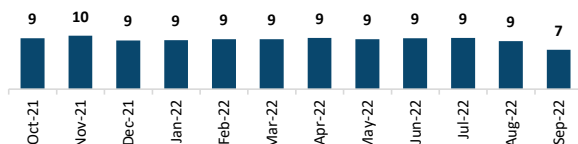
Dorset Council continues to progress and track our children through the adoption process in a timely way, in close partnership with ASPIRE.

Corporate Parenting Data Set

People - Childrens

Produced by Business Intelligence & Performance (People)

% Children in Care with 3 or more Placements

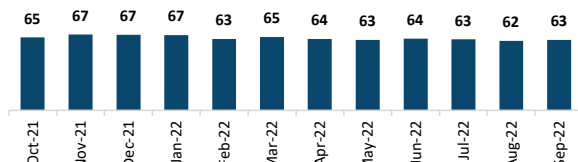


England Av 20/21	9 %
Dorset 20/21	9 %
Good+ SN Av 20/21	9 %

Comments:

Dorset Council performance has been in line with our good statistical neighbours and the national average. In September we performed better than our good statistical neighbours and the national average by 2%. We continue to use stability meetings as a way of offering support early to reduce crisis escalating and placement break down.

% CIC 2.5 Years in same placement for 2+ Years

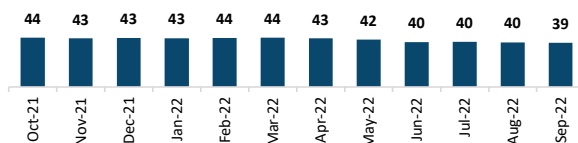


England Av 20/21	70 %
Dorset 20/21	76 %
Good+ SN Av 20/21	72 %

Comments:

This continues to be a consistent picture and we continue to develop practice to ensure that where possible children achieve permanence and stability earlier. We know our children and have a forward planner for all our children who have not achieved permanence in these placements and have clear plans to progress their permanence in a timely way.

% CIC Living 20+ Miles from Home Address

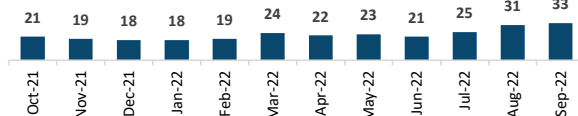


England Av 20/21	21 %
Dorset 20/21	48 %
Good+ SN Av 20/21	34 %

Comments:

We continue to have too many children who are placed away from their local community. Recruiting local carers for local children is central to our sufficiency strategy and the expansion of our own in-house provision. There has been a slow and steady reduction of children accessing placements more than 20 miles away from their home address since the beginning of 2022.

Number of unregulated placements (H5, P2, R1)



Comments:

All of our children in unregulated placement are 16+ and are closely monitored on a monthly basis. We have seen an increase since March 2022 due to the increase in unaccompanied asylum-seeking young people coming into our care via the National transfer scheme.

Corporate Parenting Data Set

People - Childrens

Produced by Business Intelligence & Performance (People)

SUFFICIENCY



Indicator	Dorset 19/20 (whole year)	Dorset 20/21 (whole year)	Oct-21	Nov-21	Dec-21	Jan-22	Feb-22	Mar-22	Apr-22	May-22	Jun-22	Jul-22	Aug-22	Sep-22
No of approved foster carers (All)	206	244	194	194	193	190	190	192	194	189	191	190	189	191
Number of applicants undergoing assessment (Foster Carers)			13	13	13	11	11	11	12	12	12	9	8	10
No of new households recruited														
Mainstream	26	25	0	1	0	1	1	2	3	2	0	0	1	1
CP	45	38	2	2	1	5	2	3	0	3	0	1	5	6
Temporary CP			0	0	5	0	0	4	2	1	4	2	0	0
No of households de-registered (excludes connected carers)	12	12	1	1	0	1	3	2	3	4	3	3	2	2
No of households resigned	15	16	1	1	3	6	3	2	3	0	1	2	5	6

Comments:

Recruitment has remained challenging with a number of factors impacting upon people wishing to become foster carers. The cost of living is one of the primary factors which is reflected on a national basis particularly in respect of the ability of local authorities competing with independent fostering agencies over foster carer payments. There has also been an issue with a number of potential foster carers deciding to offer temporary homes to Ukrainian refugees. To address these challenges remedial work continues with the micro-site and a weekly meeting is held with the agency commissioned to manage the digital advertising. This ensures that face to face recruitment works in tandem with digital recruitment and vice-versa.

The number of enquiries for prospective foster carers has remained at a very low level with again only 6 enquiries for the whole of September. It should be noted that retention and recruitment are significantly linked and ensuring that the current carers feel supported and valued provides a sound foundation for recruitment. (Word of mouth remains one of the key recruitment reasons). To ensure that this continues to approve the following actions are undertaken.

- 1.Improving the level of support when transitioning from assessment to post approval. This involves an increased frequency in visiting by the supervising social workers.
- 2.A support meeting to be convened 6 weeks after the initial placement of any child.
- 3.Review of support package for foster carers undertaken in supervision with team managers.
- 4.Ongoing review of recruitment strategy ensuring that for example there is a strong focus upon attracting established foster carers from IFA's and other providers.
- 5.Weekly managers meeting reviews both vacancies and foster carers / placements who are deemed to be at risk and then a plan is developed to manage this.
- 6.A review of all mainstream foster carers to consider both current approval but also why they have a vacancy and more importantly what is the plan to resolve this.

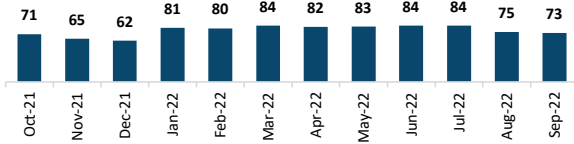
Corporate Parenting Data Set

People - Childrens

Produced by Business Intelligence & Performance (People)



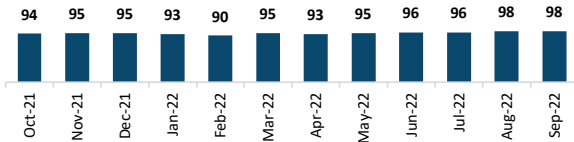
With an up to date Pathway Plan



Comments:

There has been a reduction in performance since July 2022. The Care Leaver service has more recently been approved to recruit five Personal Advisors and a part time Team Manager which will improve capacity within the services and ensure improved sustained performance into the future. This investment has been made based on future forecast of the demands on the service and our improved revised practice standards. Benchmarking data currently not available. Figures taken from Mosaic for all Care Leavers at the end of each month. Quality and timeliness of pathway plans remains a focus for the Care Leaver services who continue to closely monitoring performance.

Living in Suitable Accommodation (19-21)

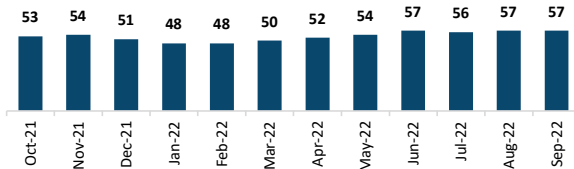


England Av 20/21	88 %
Dorset 20/21	88 %
Good+ SN Av 20/21	90 %

Comments:

The number of our Care Leavers in suitable accommodation remains consistently high in August and September. Those in unsuitable accommodation are monitored through a monthly highlight report to CSLT. At the end of September there was 1 Care Leavers in B&B, 1 Care Leavers in custody, 1 Care Leavers in emergency accommodation. Please note: For 'Living in Suitable Accommodation' and 'In Employment, Education, or Training' measures we use current data available but benchmarking data is using data from last birthday.

In Employment Education or Training (19-21)

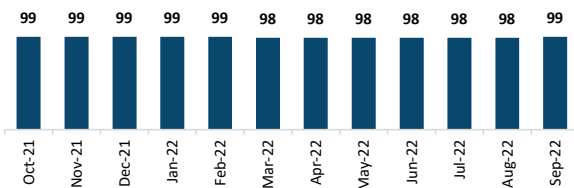


England Av 20/21	52 %
Dorset 20/21	43 %
Good+ SN Av 20/21	55 %

Comments:

Improvements in our NEET statistics have improved slightly from earlier in the year and we continue to work with our NEET reengagement team to improve performance and maximise impact for our care leavers.

Who are in touch with Dorset LA (19-21)



England Av 20/21	91 %
Dorset 20/21	94 %
Good+ SN Av 20/21	92 %

Comments:

Our 'In Touch' rates are higher than our statistical neighbours, we do have a small number of Care Leavers we are not in touch with. Where we are not in touch, Care Leaver will still have an allocated PA who will continue to try to make contact by whatever means they can.

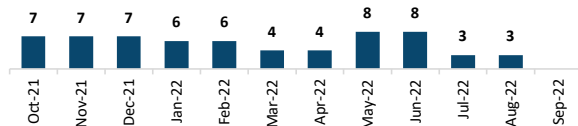
Corporate Parenting Data Set

People - Childrens

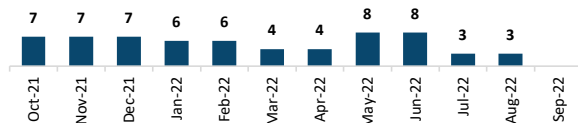
Produced by Business Intelligence & Performance (People)



Number of Health passports due within the month (2 months in arrears)



Number of health passports completed (2 months in arrears)



Comments:

Health passports provide an overview of health for a young person leaving our care. It details immunisations, allergies, medication, health history such as any significant illnesses known or operations. It also supports our young people to know their health information and where to go for support if needed. For example, sexual health services, mental health services. Health Passports are shared by Dorset's Child in Care Nurse with our Children in Care 6 months prior to their 18th birthday. This is an in-person discussion and is also shared electronically and in paper form with our children their current social worker and their Personal Advisor to support smoother transitions.

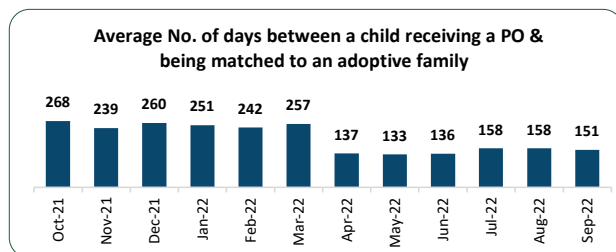
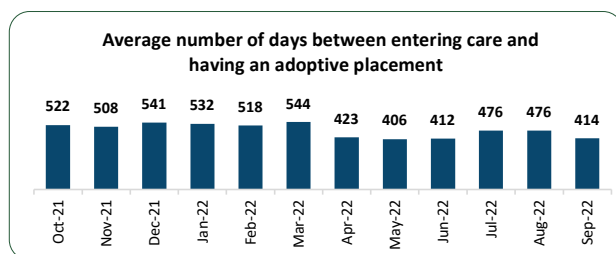
Corporate Parenting Data Set

People - Childrens

Produced by Business Intelligence & Performance (People)



Indicator	Dorset 19/20	Dec-21	Jan-22	Feb-22	Mar-22	Apr-22	May-22	Jun-22	Jul-22	Aug-22	Sep-22
Number of adoptions finalised in year	16	0	0	0	0	0	9	0	3	1	2
Number of children living in adoptive placements pending adoption orders	-	21	21	20	20	20	13	14	15	14	14
Number of children with a match identified	-	0	0	0	0	0	0	1	2	1	3
Number of children where family finding is ongoing	-	12	12	14	13	15	14	18	15	15	13
Number of revocations of Placements Orders	2	7	5	3	4	3	4	4	4	4	5
Number of adoptive families recruited	60	4	3	4	2	6	1	3	2	0	1
Number of adoptive Families in assessment	-	44	37	33	35	44	48	32	32	32	30



National 2019	376
Dorset 2019	285
Good+ Statistical Neighbours 2019	342

National 2019	178
Dorset 2019	129
Good+ Statistical Neighbours 2019	149

Comments:

There are currently 8 children with Placement orders waiting to be matched, however 3 are linked to families, 2 of these are booked into Matching Panel in November.

1 child was linked, however, due to his wishes and feelings, the care plan has changed to Long term foster care. This needs to be presented to ADM.

The 4 remaining are a sibling group of girls. There are two couples recently approved at panels that have expressed an interest in larger sibling groups and these are currently being explored. The children have also been added to Linkmaker to source prospective adopters to avoid any delay.

There have been delays in achieving adoption for some children due to the delays inherent within the Court process, enabling birth parents to seek leave to oppose the making of the adoption orders. Currently there is a sibling group of 2 children, who have been in their adoptive placement since October 2021 – birth parents leave to oppose was dismissed and the adoption order will be made on the 11th November 2022.

There have been 16 Adoption Orders granted in Q1&2 an increase from the 21/22 yearly total of 14. There have been 3 further adoption orders granted in respect of Dorset children in October, and there are two pending adoption hearings in November 2022.

Aspire continue to recruit adopters and currently have 31 approved adopters available, an increase since the last report of 12. Of those 31 available adopters 15 are willing to take Early Permanence placements. However, Aspire continue to be able to match children with their own prospective adopters which reduces the pool, however there are currently 32 families in assessment. Aspire are running Information evenings on a two monthly basis, the next information evening is in November and has 20 prospective adopters attending.