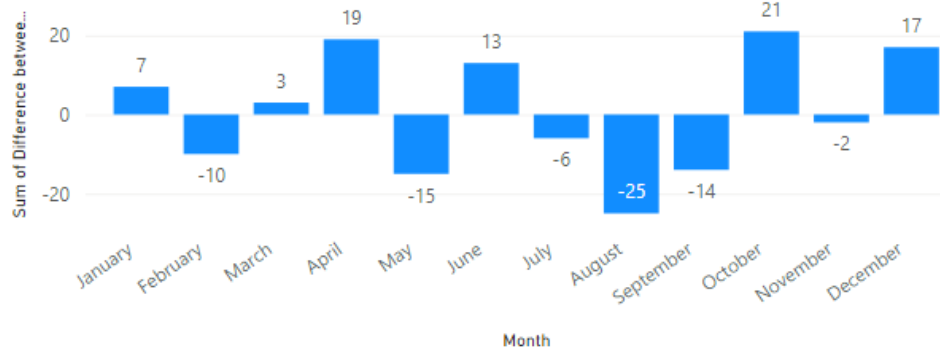
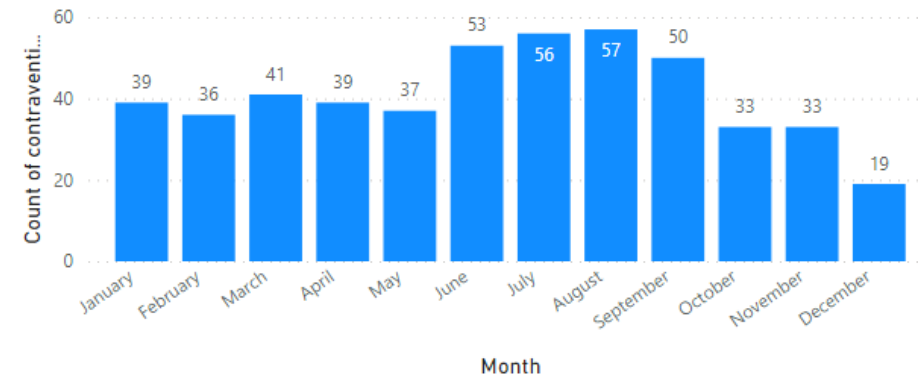


Cases opened between January 23 and Dec 23

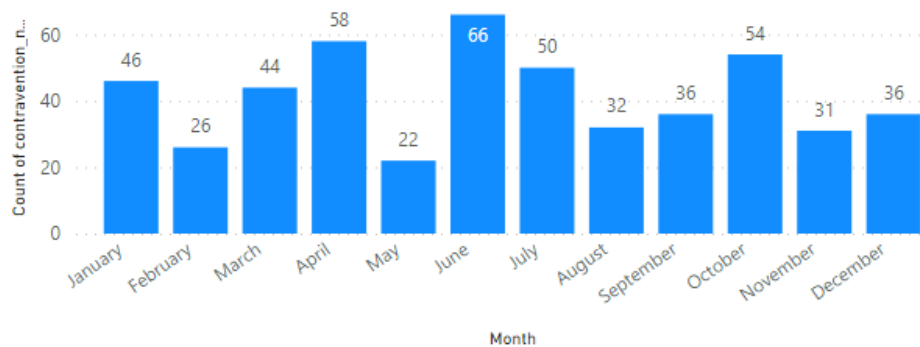
The difference between cases opened and closed by Month



Cases opened per month



Number resolved by month



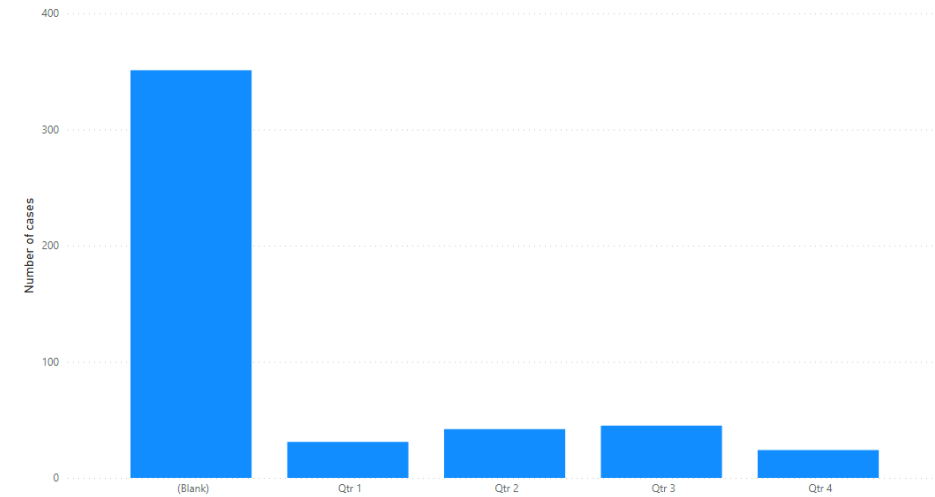
The graphs on this page show the number of cases which were opened in 2023 and the number of cases closed in 2023. The first graph is the difference between open and closed on a month by month basis.

The cases opened have a spike in the summer months from June to September. Whereas the closed cases vary a lot more as seen from April, May and June. There is a large number closed in April then a low number in May followed by another high number in June. The outcome of this is that for the 2023 year, 8 more cases were closed than were opened.

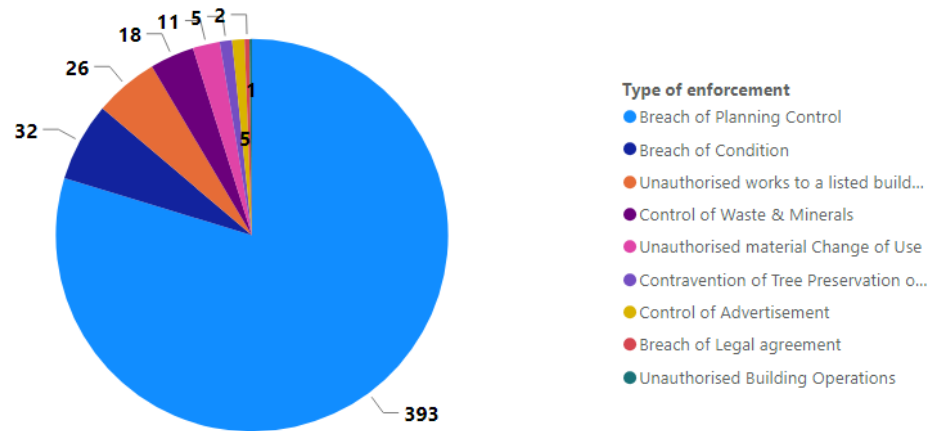
The two graphs on this page are still using the number of cases opened in 2023 data. The first graph is showing the number of site visits when which quarter they happened. However, the graph shows that the vast majority of cases haven't had a site visit or have not been recorded on the system.

The second figure on the page is a pie chart showing the type of cases opened in 2023. Well over three quarters, 393 cases were a breach of planning of control with the next highest being a breach of condition but there were only 32 of these cases. Overall, there were 9 different types of enforcement case opened in 2023.

Initial site visit of cases opened between Jan 23 and Dec 23



Type of enforcement

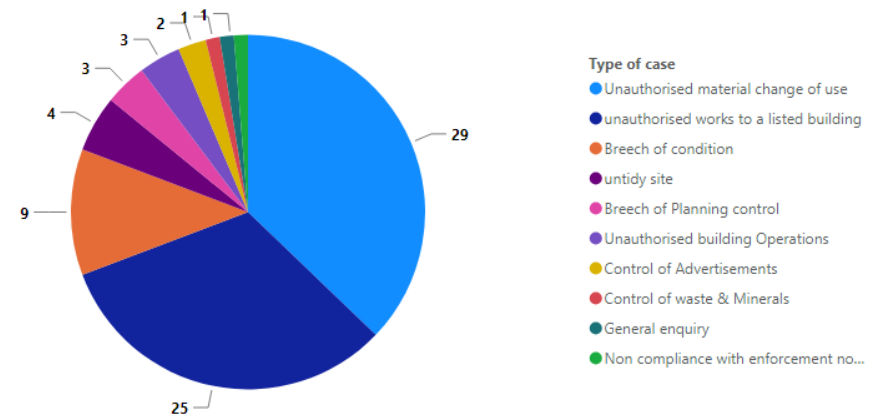


Cases which are still open but which predate the formation of Dorset Council

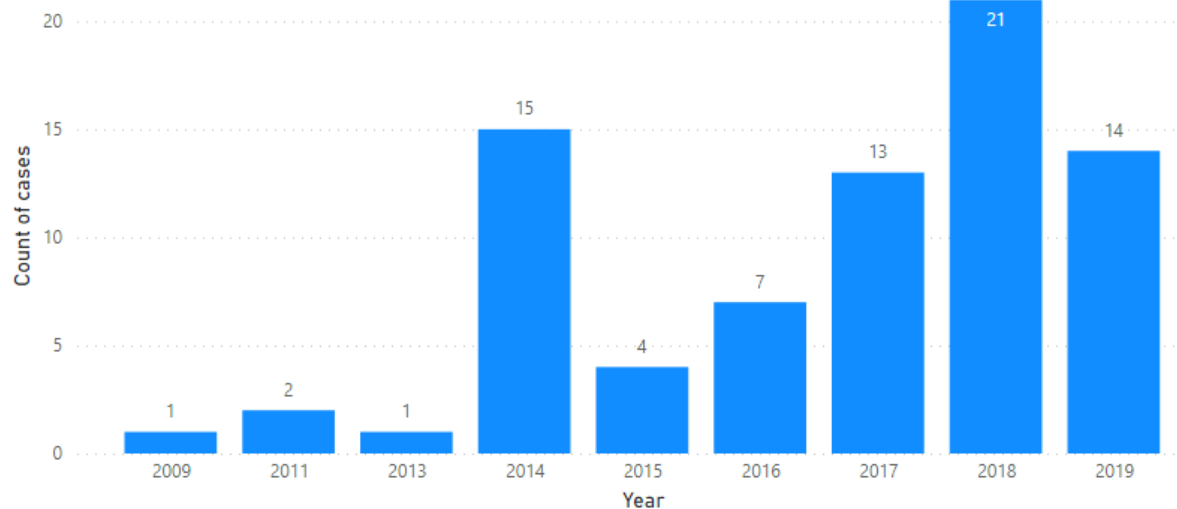
The two graphs on this page are showing cases which are still open but they predate the formation of Dorset Council as a unitary authority (1st April 2019) and have been brought over from the former district councils.

The first graph on the page is showing all the different types of enforcement case. Over a third of these cases are unauthorised material change of use with 29 cases. The next highest with nearly another third is unauthorised works to a listed building, 25 of these cases are still open. One cases has been recorded as a general enquiry, which has been opened for over 5 years.

Application type



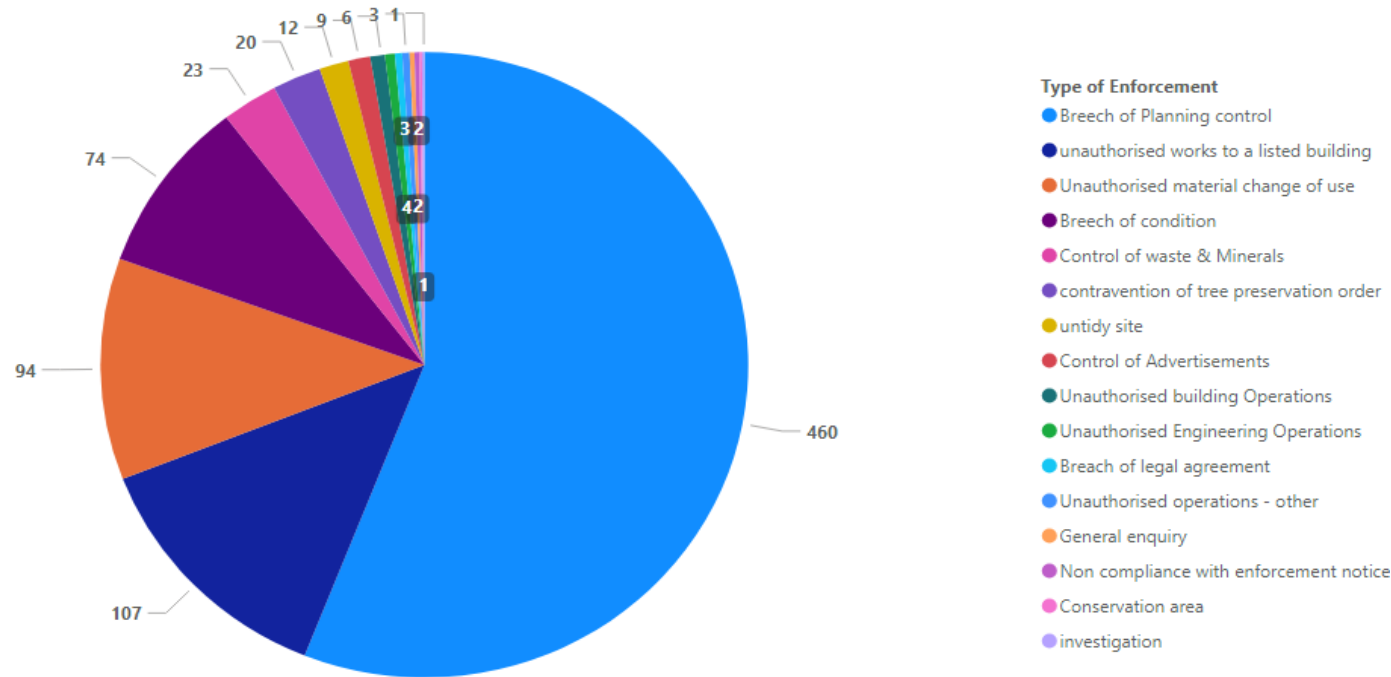
When application is received



The second graph on this page shows when the cases were opened.

The oldest cases were opened in 2009 and there are also two cases opened in 2011 which are still active.

Type of enforcement



This graph is showing the cases which are still open as of January 2024. The overall number of cases open is 821. 460 and over half of the cases are categorised as a breach of Planning control. The next largest category is unauthorised works to a listed building with 107 and the third largest is unauthorised material change of use with 94. These three make up over three quarters of the open applications.

The graph on this page shows the cases which are still open and the year the council received the case. The data was produced in January 2024 and shows a year on year increase as you would expect.

Number of open cases and when they were received

