

## Data Analytics - November 2024

All the data in this Appendix is from August 2024.

Figure 1 represents the level of debt in the whole Place directorate as of August 2024. This value equals £6,314,946.38 and is split between the service areas.

Assets and Regeneration make up 72% of this figure, as shown in the chart, at a value of £4,629,173.46. This puts into context the scale of the debt the Assets and Regeneration service is dealing with compared to the whole directorate.

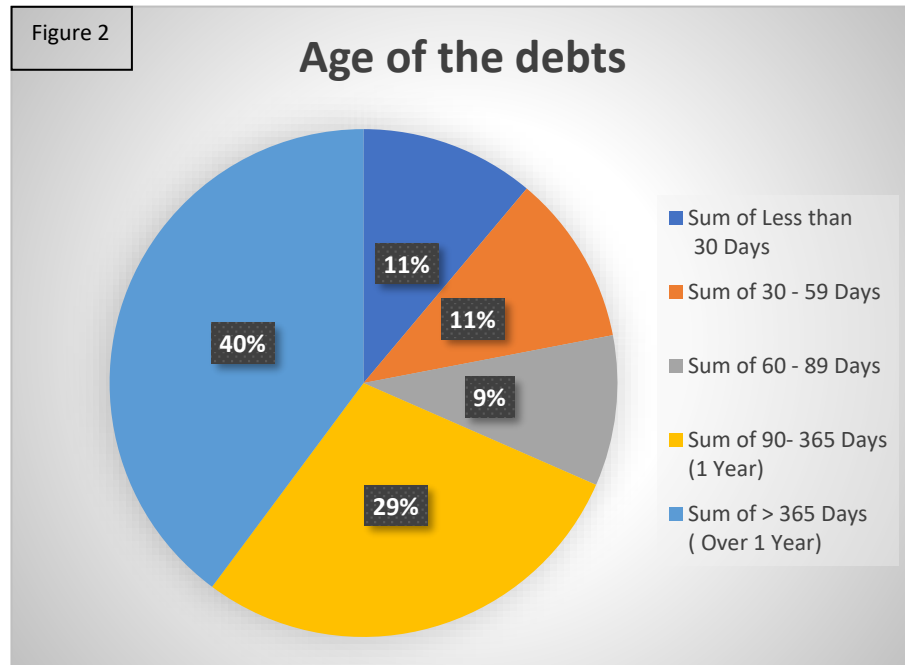
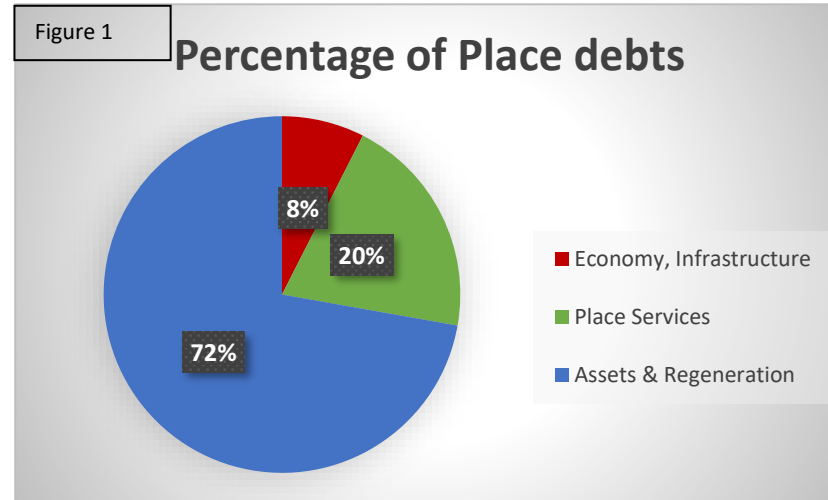


Figure 2 outlines the age of the debts in Assets and Regeneration. The largest percentage of the debts are over 365 days old, representing 40% in the chart, and £1,843,722.89 in monetary value.

The next highest are debts between 90 and 365 days old and these amount to £1,323,990.38. This shows that the majority of the debt requiring recovery action within Assets and Regeneration are older debts.

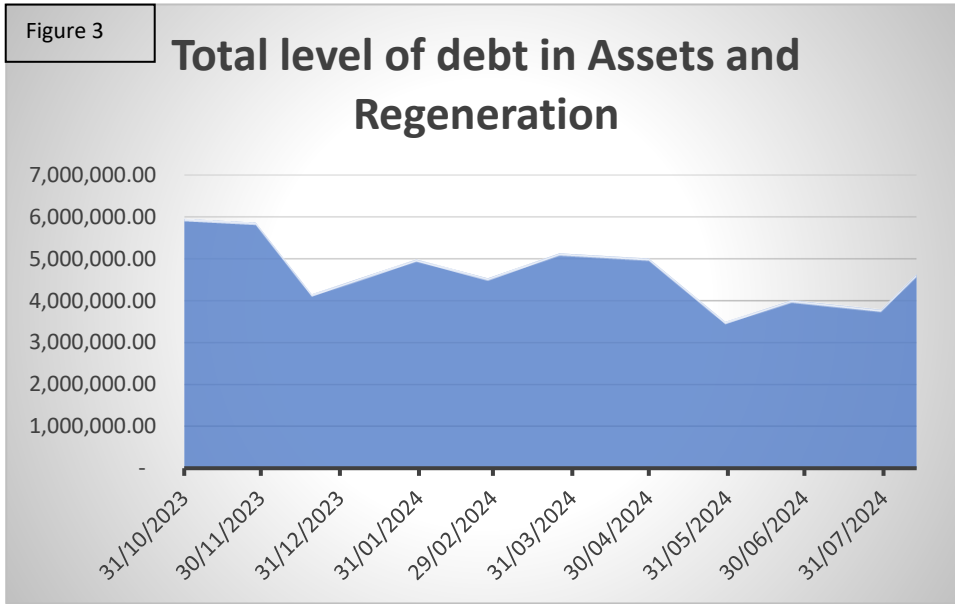


Figure 3 shows the level of debt in Assets and Regeneration over the last 10 months, from October 2023 to August 2024. The graph identifies that the debt in October 2023 stood at £5,953,930.00 and, as of August 2024, the level of debt in Assets and Regeneration stood at £4,629,173.00. This is a £1,324,757.00 reduction in the level of debt the service has, equalling a 22% decrease in 10 months.

The debt was at its lowest level however in May 2024 where it stood at £3,496,238.00.



Figure 4 represents the level of debt which is 365 days and older.

From February 2024 to August 2024 there is an increase in the level of debt.

In February 2024 the level of debt 365 days and older stood at £473,916.00, the lowest level in this time period. However, in August 2024 the debt 365 days and older stood at £1,843,743.00, the highest level in the time period.

This is an increase of £1,042,036.00 over the 10 months.

Figure 5

Total debt levels and debt 365 days and older

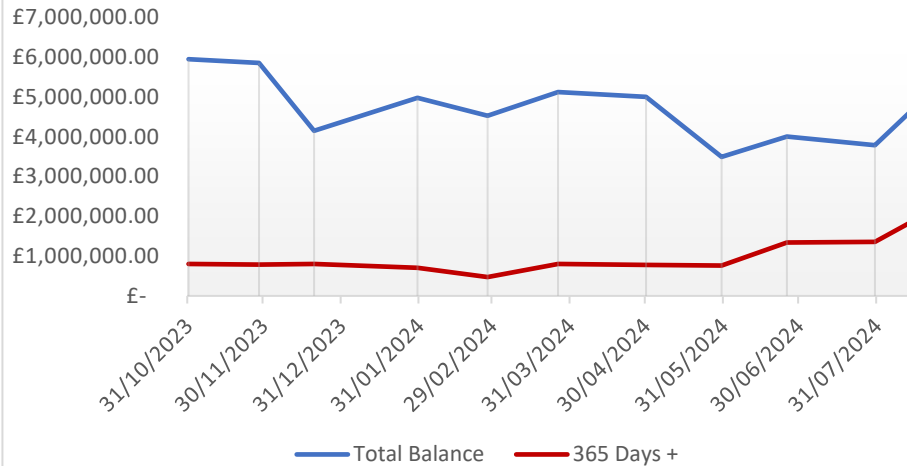


Figure 5 combines data from Figure 3 and Figure 4, the level of debt in Assets and Regeneration and the level of debt 365 days and over.

The graphs show that the percentage of debt 365 days and older makes up a larger proportion over time.

In October 2023, the debt 365 days and older makes up 13% of the debt in Assets and Regeneration. However, in August 2024 the percentage of debt which is 365 days and older is now 40% of the whole debt in Assets and Regeneration.

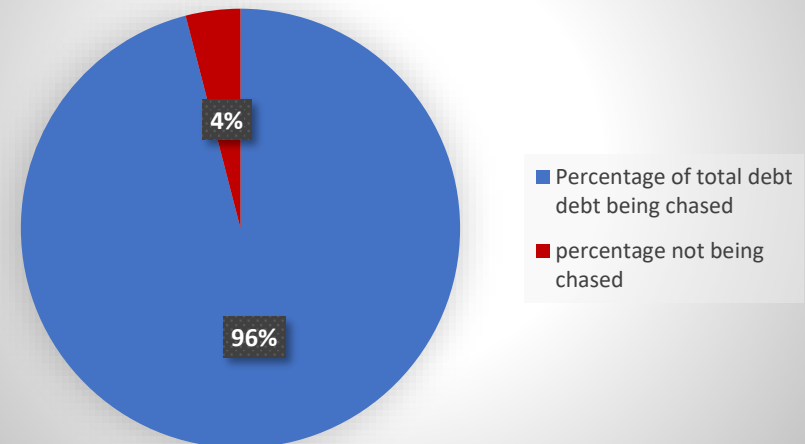
The service informed us that they are actively chasing the top 75 debts in the service. All debts are currently not being chased due to capacity issues.

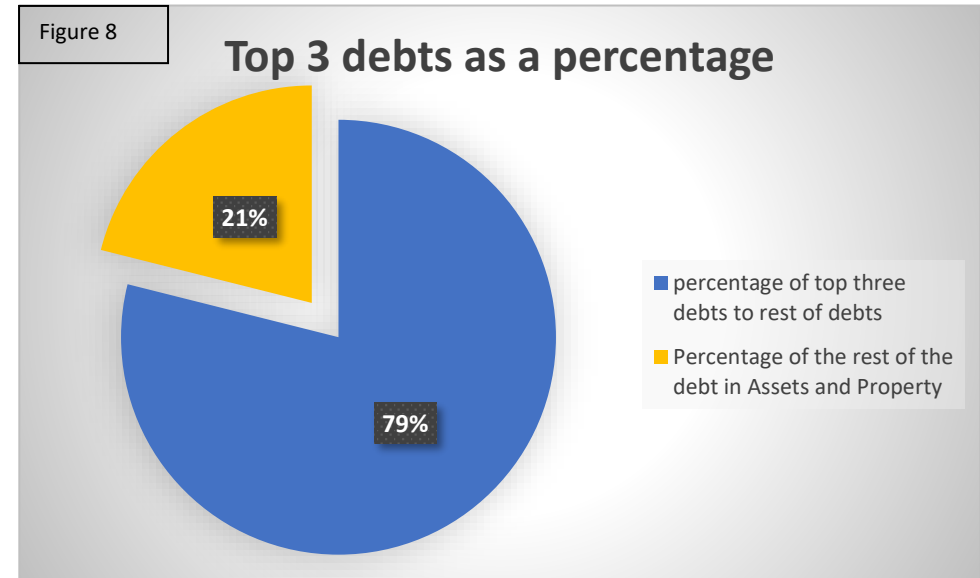
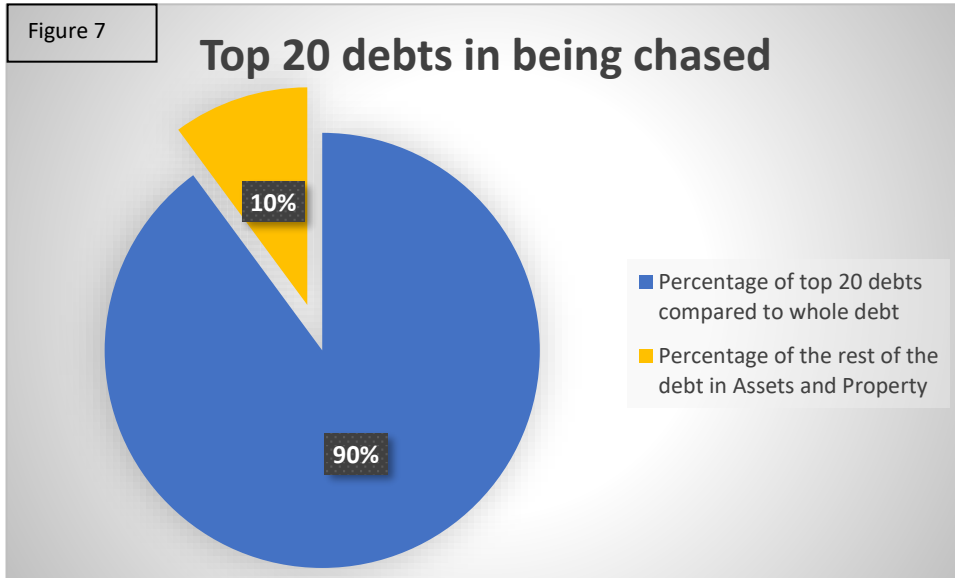
Figure 6 shows the percentage of debts being actively chased compared to debts not being actively chased. The percentage of debts being actively chased is 96%, at a monetary value of £4,442,968.22. The amount of debt they are not actively chasing is 4%, at a monetary value of £186,205.24.

While chasing the top 75 debts is not chasing all the debt, this shows they are covering a large majority of the debt in Assets and Regeneration.

Figure 6

Debts being chased and not being chased





Further analysis was completed on the individual debts in Assets and Regeneration. In Figure 7, we looked at the top 20 largest debts and the chart shows that these make up 90% of all the debts in Assets and Regeneration. In monetary terms, the top 20 amounts to £4,161,483.59 compared to the overall service debt figure of £4,629,173.46.

Figure 8 shows the 3 highest debts, which make up 79% of the whole debt in Assets and Regeneration. In monetary terms, this amounts to £3,653,218.29 compared to the overall service debt figure of £4,629,173.46.

From this analysis we can say that reducing the amount of debt owed from the top 3 debtors to the service will significantly reduce the overall debt in Assets and Regeneration. Linking back to Figure 1, it will also significantly reduce the debt in the Place directorate. Below are the debts:

	Sum of debt (August 2024)	Sum of debt (04/12/2024)
Debtor 1	£ 2,942,698.74	£1,740,000
Debtor 2	£ 418,310.16	£420,000
Debtor 3	£ 292,209.39	£280,000
<b>Top 3 Total</b>	<b>£ 3,653,218.29</b>	<b>£2,440,000</b>